



WINDOW REPLACEMENT HARDWARE

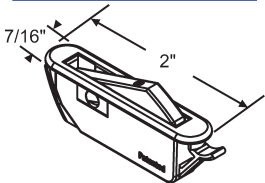
PLASTIC WINDOW OPENING CONTROL DEVICES (WOCD)

All of the following WOCD single and dual action devices on this page are tested and comply with the ASTM F2090-2008 & 2010 code when properly installed.

Other finishes available but may require minimum quantities. Other WOCD's available upon request. Detailed drawings available with instructions. Please contact your account manager for details.



The 50-2000 series is a single action WOCD. This device is designed to fit into the stile of an opposing sash and is engineered for insertion directly into a standard vent stop slot. With a housing that will fit any wall thickness from (0.05") to (0.13"), the 50-2000 series is the most versatile WOCD on the market. This WOCD can be installed both in the factory and in the field in just a few seconds.

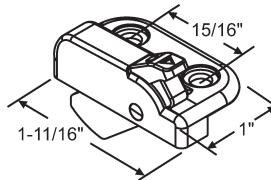


Fits slot size 1.89" x .284"

| Part Number | Finish |
|-------------|------------|
| 50-2000BEW | Blue White |



Our 50-2007 series is a single action WOCD designed to install directly to the face of the window jamb and interact with the active sash of any hung or sliding window. This device comes with mounting hardware for proper installation and is available in right & left handing. The 50-2007 series was designed to be applied in the field or in the factory.

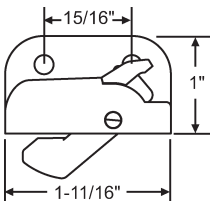


| Part Number | Finish |
|-------------|------------|
| 50-2007BEW | Blue White |

Packed and Sold in Pairs
Left Hand Shown



Our 50-2008 series is a single action WOCD designed to install directly to the window jamb extension or return and interact with the active sash of any hung or sliding window. This device comes with mounting hardware to assure proper installation and is available in right & left handing. The 50-2008 series was designed to be applied in the field or in the factory.

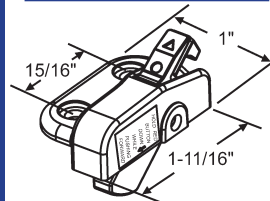


| Part Number | Finish |
|-------------|------------|
| 50-2008BEW | Blue White |

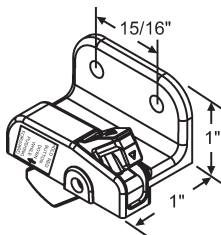
Packed and Sold in Pairs
Left Hand Shown



Our 50-2003 series is a dual action WOCD designed to install directly to the face of the window jamb and interact with the active sash of any hung or sliding window. This device comes with mounting hardware to assure proper installation and is available in right & left handing. The 50-2003 series was designed to be applied in the field or in the factory.



| Part Number | Handing | Finish |
|--------------|------------|------------|
| 50-2003LHBEW | LH (shown) | Blue White |
| 50-2003RHBEW | RH | Blue White |



Our 50-2005 series is a dual action WOCD designed to install directly to the window jamb extension or return and interact with the active sash of any hung or sliding window. This device comes with mounting hardware to assure proper installation and is available in right & left handing. The 50-2005 series was designed to be applied in the field or in the factory.

| Part Number | Handing | Finish |
|--------------|------------|------------|
| 50-2005LHBEW | LH (shown) | Blue White |
| 50-2005RHBEW | RH | Blue White |