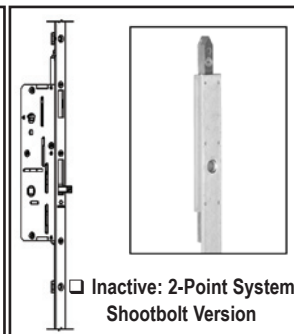
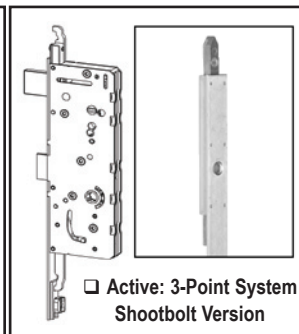
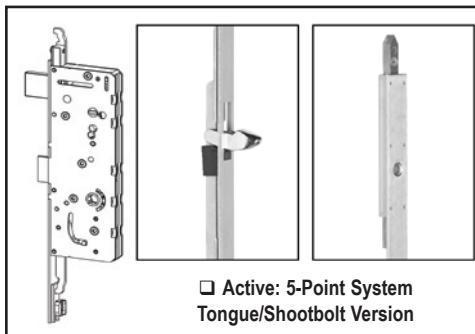
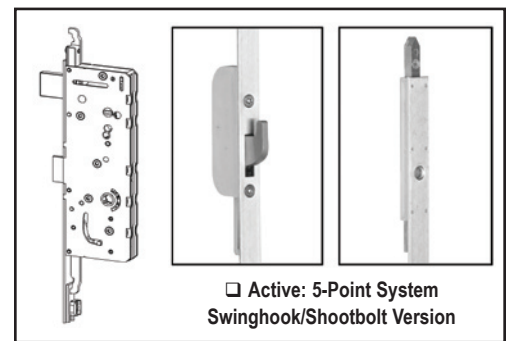
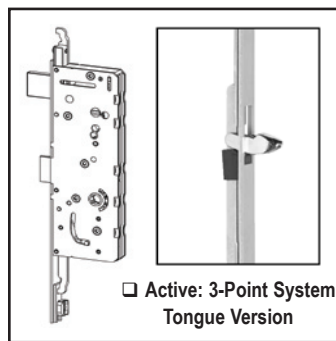
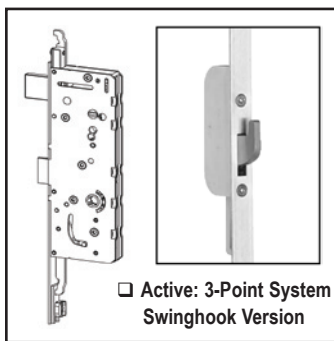


Customer Name: _____ Account Number _____

Contact: _____ Phone Number _____

- HOPPE will be stamped below the latch on the thin metal faceplate that runs along the edge of the door
- Do you know who manufactured the door? How about the windows in your home? If so, please list the company: _____
- Is this for a single door or a pair of doors (french doors)? _____
If pair of doors, what is the thickness of the astragal on the inactive door? Flush 19/32" to 3/4" 3/4" to 29/32" 29/32" to 1" 1" to 1-9/64"
- What is the door thickness: 1 3/4" (45mm) 2 1/4" (57.15mm) Other: _____
- Based on the pictures shown below, please put an "X" by your HLS7 Manual Multi-Point System



- The metal face plate for all HLS 7 Systems is 5/8" (16mm) wide and is made of stainless steel.
- The shootbolt throw for all HLS 7 Systems is 1" (25mm).
- What is the total height of the door panel?: _____
- Is your door right hand or left hand? RH LH
NOTE: Door handing is determined from the exterior. When hinges are on the left, the door is LH. When hinges are on the right, the door is RH. (Inswing or Outswing does not determine handing)
- If you have a tongue or swinghook version, what is the distance from the center of the handle up to the top tongue or swinghook position?
 15-3/4" (400mm) 23-5/8" (600mm) 29-1/4" (743mm) 37-13/64" (945mm) 40-7/16" (1026.8mm) 46-31/32" (1193mm) 59" (1500mm)
- The handle height for all HLS 7 Systems is 36".
- The distance from the center of the handle to the center of the thumbturn piece for all HOPPE systems is 3-5/8" (92mm).
- Backset for all HLS 7 Systems is 1-3/4" (45mm).
- The deadbolt throw for all HLS 7 Systems is 1" (25mm).
- If you have a tongue or swinghook version, what is the distance from the center of the handle down to the bottom tongue or swinghook position?
 24-13/32" (620mm) 29-21/32" (753mm)

FAX THIS QUESTIONNAIRE TO: 610-534-3202